



Welcome to Landau Forte College Derby



All you need to
know about our school



Hello and Welcome

We hope this guide will give you some useful information and answer some of the questions you may have about moving to Landau.



At first the college day will seem very different but don't worry, there will be plenty of people here to help you. Below are the timings for the college day:

The College Day

The college is open from 7.45am each day.

| Session | Time |
|---|---------------|
| Tutor time (arrive at College 8.20 latest) | 8.30 - 9.00 |
| Session 1 (including 15 minute break) | 9.00 - 10.15 |
| Session 2 | 10.15 - 11.05 |
| Session 3 | 11.05 - 12.00 |
| Session 4 (including 30 minute lunch) | 12.00 - 13.30 |
| Session 5 | 13.30 - 14.20 |
| Session 6 | 14.20 - 15.10 |
| Enrichment | 15.25 - 16.20 |



Your timetable

On your first day you will be given a timetable. The school calendar is on a 2 week cycle and has a week A and B. Here is an example:

Example Timetable - Year 7 Student Personal Tutor MEC

| | 1Mon | 1Tue | 1Wed | 1Thu | 1Fri | 2Mon | 2Tue | 2Wed | 2Thu | 2Fri |
|------------|--------------------------------------|--|--------------------------------------|--|--|--------------------------------------|--|--|--|--------------------------------------|
| TT | Pers Tut Miss M E Connor H9 | Pers Tut Miss M E Connor H9 | Pers Tut Miss M E Connor H9 | Pers Tut Miss M E Connor H9 | Pers Tut Miss M E Connor H9 | Pers Tut Miss M E Connor H9 | Pers Tut Miss M E Connor H9 | Pers Tut Miss M E Connor H9 | Pers Tut Miss M E Connor H9 | Pers Tut Miss M E Connor H9 |
| 1 | Spanish Mrs J H Carey E6 | French Miss M Elliott E6 | Phys Ed Miss H Cox | Values Mr P J Butler IC3 | Maths Mr R L Bathew ML4 | Maths Mr S Sakaria H9 | Computer Science Mr A Khalid IC5 | Drama Miss A R Wrampling PA2 | French Miss M Elliott E6 | Art Mrs A S Jones A4 |
| 2 | Maths Miss N O Watkins H9 | Geography Miss T Boulaghgrasse H8 | Phys Ed Miss H Cox | Geography Miss T Boulaghgrasse H8 | Des & Tech Mrs K J Coley A2 | History Miss A Singh ML7 | Geography Miss T Boulaghgrasse H8 | Dance Mrs C Cresswell PA3 | English Mr N E Dobson M10 | Mrs A S Jones A4 |
| 3 | Des & Tech Mrs K J Coley A2 | English Mr N E Dobson M10 | Science Miss H Cox S10 | Spanish Mrs J H Carey E6 | Des & Tech Mrs K J Coley A2 | English Mr N E Dobson ML9 | French Miss M Elliott E3 | Spanish Mrs J H Carey E3 | Values Mr P J Butler IC3 | English Mr N E Dobson M12 |
| 4 | History Miss A Singh ML7 | Science Miss H Cox S10 | English Mr N E Dobson M10 | History Miss A Singh ML7 | Computer Science Mrs R J Edwards IC5 | Spanish Mrs J H Carey E6 | Phys Ed Miss H Cox | Music Mrs J Davy A2 | Science Mr B C Goodall S2 | History Miss A Singh ML7 |
| 5 | Science Mr B C Goodall S10 | Science Miss H Cox S10 | English Mr N E Dobson M10 | Maths Mr S Sakaria ML1 | French Miss M Elliott E6 | Science Miss H Cox S10 | Phys Ed Miss H Cox | Geography Miss T Boulaghgrasse H7 | Maths Miss N O Watkins H9 | Maths Miss N O Watkins H9 |
| 6 | English Mr N E Dobson M10 | Computer Science Mrs R J Edwards IC5 | Maths Miss N O Watkins H9 | Science Mr B C Goodall S10 | English Mr N E Dobson M12 | Des & Tech Mrs L Smith A2 | Values Mr P J Butler IC3 | Maths Mr R L Bathew H8 | Computer Science Mrs R J Edwards IC5 | Science Miss H Cox S2 |
| Enrichment | Reading Club | Robotics Club | Science WOW | Football Club | | Reading Club | Robotics Club | Science WOW | Football Club | |

Enrichment

We have lots of enrichment activities at the end of the day. You could become part of our Science WOW club, go rock-climbing, compete with the Robotics club or join one of our sports teams! Why don't you think about joining one? It is a great way to get to know more people and learn new skills.



Photographs of the college

The buildings may seem big compared to Primary School, but don't worry there will be lots of people to help you find your way. Here are some photographs of some of the rooms and areas that you will use in College.



Reception

The reception staff are all really friendly and helpful!

This is the ground floor of the main building. In the morning there will always be a member of staff here to greet you.

The Lower Mall



A science lab



Here is an example of one of our Science Labs where you will get to take part in lots of interesting practical experiments!

Photographs of the college

The Library



There are so many books to choose from in the library. This is also a great space to use after college to complete homework, read or even watch a film!

The Sports Hall




You will use the sports hall for some of your PE lessons and also activities after college such as trampolining!

Outdoor Courts used for PE



Another space where some of your PE lessons will take place. We even use this space over breakfast and lunch time to play sport.



You will have some of your technology lessons in a room similar to this one. They are a great space where you can get creative!



The Upper Mall



This is the open space which is upstairs in the main building. Look at our House flags in the sunlight!

This is a space that you can come to if you are feeling upset and need support. Some students also have timetabled lessons in here.

The Learning Support



Centre (T6)



The Restaurant



The restaurant is open to students at the start of the day and over breakfast and lunch.

The Theatre




Not only will you have your drama sessions in here, you will also have assemblies in here.





It's important to have the right equipment for all of your lessons. Here's a list of the items you will need:



Be prepared...

Every student is expected to bring the following equipment to each lesson:

- ☒ Black, blue and red ball point pen (and a spare)
- ☒ Pencil
- ☒ Pencil eraser
- ☒ Pencil sharpener
- ☒ Coloured pencils/fine fibre tips
- ☒ Ruler 12"/30cm
- ☒ Scientific Calculator
- ☒ Pocket dictionary
- ☒ Reading book



Tippex/Liquid papers are not allowed in the college and must not be used in any school work.



Text books and specialised equipment will be issued on loan and students will be required to pay for any loss or damage to academy property.



The College Uniform



All students wear the college uniform which includes a black or navy blazer, black or navy trousers or the College skirt with a white shirt and black shoes. You will also wear a college tie and lanyard. Below are examples of what your uniform will look like.



A really important part of your uniform is your lanyard and swipe card which needs to be worn at all times.



Tutor Time



You will see your tutor group and form tutor every day. They will become your Landau Forte family and be there from Year 7 – 11 and perhaps even to Year 13. In tutor time you will explore interesting topics for discussion, work on House competitions together, sometimes attend a year group assembly or perhaps even support each other with a piece of work or project. It is also a good time to discuss things with your form tutor who will be there to help you resolve any worries and celebrate any good news too.



Landau Lingo

Here at Landau Forte College, people sometimes use slightly different words for things that you will be familiar with. We have mostly stopped using our 'Landau lingo', but in case you hear it around, this will be a helpful guide:

Dinner Hall = Restaurant

Assembly = Gathering

Lesson = Session

Form Tutor = Personal Tutor

Classroom = Learning Space

Teacher = Tutor

Head Teacher = Principal

After School Club = Extension Activity

Library = Information Centre

Teaching Assistant = Learning Support

Morning Break = Breakfast

Learning Support Centre = T6

The College House System



All staff and students are part of a House and work together to earn points. You can earn points for your house in many different ways: competitions, attendance, and your effort in sessions are just some of the ways to win points.

There are 5 different houses: Liberty, Opportunity, Versatility, Equality and Diversity. Watch the video on the website to meet our Heads of Houses! You will become a member of a house when you start in September and stay in that House for your whole time at Landau.

Introducing our
Houses



VERSATILITY HOUSE



LIBERTY HOUSE



EQUALITY HOUSE



OPPORTUNITY HOUSE



DIVERSITY HOUSE



Miss Ricketts
Head of Year 7



Mrs Bowley-Haynes
Deputy Head of Year 7

A message from your Head of Year

We would like to say a big welcome to you all and share the excitement that we have for your journey from year 6 into year 7, here with us at Landau. At first you may be slightly nervous about joining us in year 7 but with the support from all of the staff here at Landau, we will help you with every step of the way. As your Head of Year team we look forward to working with every student that will be joining us here at Landau. Alongside us you will also have a personal tutor who you will see every morning and they will share any information for the college week. Your personal tutors are there to guide and support you through your transition to year 7 so any questions you may have please ask.

When arriving at Landau it will all be very different and new to you but do not worry, we will guide you around the college to make sure you know where you need to be. Our amazing students will also be around to help and will be fantastic role models, inspiring you to achieve success here at Landau. We hope you enjoy the rest of your time in year 6 and have a brilliant summer before your year 7 journey starts here at Landau.

Miss Ricketts

Life at Landau

We hope you have found this guide useful and that you are looking forward to joining us.

Stay safe, enjoy your summer and we look forward to welcoming you to Landau Forte College in September!





lifeatlandau@landau-forte.org.uk

Landau Forte College Derby
Fox Street . Derby . Derbyshire . DE1 2LF
Telephone: 01332 204040
www.landau-forte.org.uk

